

# S50 carbon

Two folds. One lift. Zero fuss.



WHERE YOU WANT TO BE.




# Folding mobility scooters seem great... until you're using one every day.

That's when it hits: lifting feels like a workout, the drive feels unsettled, and comfort is... optional. **That's why we've built the S50 Carbon for the real world, not a weight target.**

It starts with a brilliantly simple **one-piece folding** design. Crafted from carbon fibre, the elegant S50 Carbon drops to **just 13 kg** with the flight-ready battery removed, so lifting and loading it into the car feels genuinely manageable.

Out and about is where it really shines, though (and yes, the LED lights help). With up to **19.2 km range**, it's ready for long days that roll into the evening. A roomier foot platform lets you sit more naturally too (especially if you're tall). Plus, it's built with decades of trusted **STERLING** know-how, with reliability you can feel.



Scan the QR code using your phone's camera to watch the video.



DESIGN

# 100%

## Carbon Fibre Frame

How do foldable mobility scooters keep their weight down? They make the frame and key parts as light as possible. Leaving you with a mobility scooter that feels less sturdy, less comfortable, and more like a “travel-only” option than something you’d want to use every day.

The S50 Carbon is different. It’s built on a **100% carbon fibre** frame. Carbon’s high strength-to-weight ratio keeps it genuinely light without feeling delicate. Weighing **just 13 kg**, it’s easier to lift and transport, but feels robust, stable, and premium every time you ride. Backed by years of carbon know-how, it’s tested to handle everyday life - and then some.



### 120 kg Maximum User Weight

Carbon fibre doesn't just look the part - it brings serious strength for its weight. That's why the S50 Carbon stays light to handle, yet supports up to **120 kg**.

TRANSPORT

## No dismantling, Just 2 folds!

Getting the S50 Carbon ready for the car is refreshingly simple. Pull the easy-release catch under the seat and fold it flat. Then lower the tiller and guide the handlebars into the receivers, so it locks neatly in the folded position. Even the cushion stays in place, so there's nothing extra to carry!



## Just 13 kg

### Made for one-person lifting

Loading the S50 Carbon feels surprisingly manageable. Once folded, the built-in grab points on either side of the seat frame give you a balanced, confident hold - ideal when you're lifting on your own. Want it lighter? Remove the **1.9 kg** battery first to bring the lift weight down to **just 13 kg**.


345 mm  
HEIGHT

1030 mm  
LENGTH



1 Fold the seat.

2 Fold the tiller.





### Wheel it like luggage!

Need to move your S50 Carbon a little further? Just lift using the built-in front carry handle and let it roll along on the rear anti-tip wheels — just like pulling a suitcase. A simple, one-person way to move your mobility scooter with less lifting.



### Need a little extra room in the car?

The armrests can be quickly removed to reduce the S50 Carbon's width to a slim, trim **435 mm** for easier storage and transport.

PERFORMANCE

## Made to move you, too.

Yes, it's brilliantly lightweight and boot-friendly, but the S50 Carbon is also built for everyday driving. Smooth, firm and responsive, it feels more capable than you'd expect from something this portable. And because it's **tested beyond expected use**, you can trust it day after day.

**Most foldable scooters don't offer lights this strong (but we think you deserve better).**

Integrated front and rear LEDs shine brighter and further than standard bulbs, helping you see ahead and be seen sooner. The smart rear light also reacts when you brake, speed up, or slow down, giving people behind you a clearer signal.



### Turn Assist

Corner coming up? Turn Assist gently **adjusts your speed** as you steer, so you feel steadier and more sure-footed through turns. That's pavement-hugging control at every corner - for a smoother ride, a reduced risk of tipping, and one less thing to think about.

### Made for tight spaces

Doorways at home. Supermarket aisles. Busy shopping malls. The S50 Carbon with its slim **530 mm width**, compact **1030 mlength**, and a tight **1475 mm turning radius** ensures slipping through gaps and turning in tight spot feels easy, indoors and out.





RELIABILITY

## You know that pause... right at the worst time?

That's where decades of motor know-how make the difference. The S50 Carbon delivers a smooth, dependable ride for real-life routes - handling drop kerbs up to **40 mm**, gradients up to **6°**, and a max speed of **6 km/h**. Highly optimised, our motors help you squeeze more from every battery charge too.

### Removable, 12 Ah Lithium-Ion battery

Not that you need any more reasons to stay out a little longer... but the S50 Carbon's removable battery delivers up to **19.2 km of range**. It weighs **just 1.9 kg**, and pops out easily for transport or for charging separately away from the scooter.



### Starting your S50 Carbon is genuinely easy.

Just hold the key fob next to the control box and press the start button - no fiddly keys. And if you ever leave it parked for a moment, you've got extra peace of mind, because only your fob can activate the scooter.



### Drive it like second nature.

The S50 Carbon is designed to feel natural from the first ride. A simple wig-wag control lets you move forward and reverse with your thumb or fingers, while large, easy-press buttons keep everything clear and within easy reach — ideal if you have limited hand strength or dexterity.

COMFORT

## Room to ride comfortably.

Many foldable mobility scooters can feel cramped when you're seated, with the front taking up valuable space and limiting how naturally you can position your legs (**especially if you're tall**). The S50 Carbon is built differently. Its chassis sits above the front wheels, creating a larger, flatter foot platform - giving your feet a comfortable place to rest and your legs more room.



### Set your "just right" driving position.

The tiller adjusts for both height and reach, so you can set it where it feels most comfortable. With the release lever positioned mid-stem, it's always within easy reach to fine-tune **without bending**. And once it's set, the robust gas-strut design keeps it firmly in place - preventing movement and firmer steering when manoeuvring.





**Looks good. Feels great.**

The **50 mm deep** seat cushion gives you extra padding you'll notice straight away - especially on longer trips. And we've got your back too: a gently curved backrest supports a more natural sitting position, while **breathable spacer fabric** allows airflow to help reduce heat build-up, keeping you cooler on warmer days.

**COLOURS**

## Stylishly understated or confidently bold?

Curated to complement the S50 Carbon's carbon finish, our wheel accent colours add a refined touch without shouting. Subtle warmth, confident tone, effortless style — choose your favourite mix.



ACCESSORIES

# Accessories that look the part.

Add the finishing touches with lifestyle accessories designed to match your S50 Carbon. Seamlessly integrated and magnetically attached, they're quick to fit — and just as easy to remove!

### Power on the go!


Need to keep your phone alive while you're out? The USB-C charging port on the control box lets you plug in and top up as you ride.

### Phone Holder

Adjusts to fit your phone, tilts for the perfect view and even powers it up on the go with built-in charging.



### Extendable Walking Stick



### Additional Front Bag



### Sealed Cup Holder



Adjustable Seat Belt



Additional Rear Bag



Cushioned  
Armrest Pads



Battery  
Carry Bag



AIR TRAVEL

## Flight-Friendly\*

Planning to travel abroad? The S50 Carbon's lithium-ion battery is UN38.3 tested and complies with applicable IATA Dangerous Goods Regulations for air transport.

\* Individual airlines may have different requirements for transporting products with lithium-ion batteries. Before arranging air travel with the mobility scooter, please check with your airline or carrier for their specific requirements. Please also refer to the instructions for use for further details.

### Travel Case

Pack your S50 Carbon away for safe, stress-free travel. Inside, moulded foam surrounds the scooter for a snug fit, while internal straps hold it firmly in place. The tough moulded plastic shell helps protect against bumps and bangs on the move too.



# Specifications

|  |                     |
|--|---------------------|
| Overall Dimensions (width/height/length) | 530 / 900 / 1030 mm |
| Folded Dimensions (width/height/length)  | 530 / 350 / 1030 mm |
| Seat to floor height                     | 530 mm              |
| Backrest angle                           | 14 Degrees          |
| Back height                              | 320 mm              |
| Maximum user weight                      | 120 kg              |
| Total weight *                           | 13 kg               |
| Weight of battery                        | 1.9 kg              |
| Dynamic/static stability                 | 6 Degrees           |
| Range **                                 | 19.2 km             |
| Climbing capacity for obstacles          | 40 mm               |
| Maximum speed                            | 6 km/h              |
| Turning radius                           | 1475 mm             |
| Ground clearance                         | 40 mm               |
| Battery                                  | 12 Ah, 24V          |

\* Without battery, seat cushion, armrest, storage bag and wheel trim kit.

\*\* Range depends on the ground surface, user weight, driving behavior, temperature and terrain.



## Sunrise Medical Australia Pty Ltd.

11 Daniel Street

Wetherill Park, NSW, 2164

Phone: (02) 9678 6600

Email: [orders@sunrisemedical.com.au](mailto:orders@sunrisemedical.com.au)

Website: [www.sunrisemedical.com.au](http://www.sunrisemedical.com.au)

**Manufacturer:** Zhejiang Innuovo Rehabilitation, Devices Co. Ltd, No. 196 Industry Road, Hengdian Movie Zone, Dongyang, Zhejiang, China.

For further information on the full specification, options, and accessories, please refer to the order form. All information is subject to change without notification. Please consult Sunrise Medical with any queries you may have.



If you're visually impaired, this document can be viewed in PDF format at [www.SunriseMedical.eu](http://www.SunriseMedical.eu).