

EN9 Floorline Bed Order Form

Product Code: 7-EN9

Form Information

Thank you for your interest in the EN9 Floorline Bed. Please complete the steps below by ticking the box for your preference. Send completed form to hello@alrick.au

Full Name: _____ Contact: _____ Date: _____

Note: (\$) Indicates a change in price associated with the selected function, style, colour, or accessory.

Step 1. Bed Requirements

Width:

- | | | | | | |
|-----------------------------------|------------------------------------|------------------------------------|------------------------------------|------------------------------------|------------------------------------|
| <input type="radio"/> | <input type="radio"/> | <input type="radio"/> | <input type="radio"/> | <input type="radio"/> | <input type="radio"/> |
| Single | King Single | Extra Wide | Double | Queen Double | King Double |
| Sleeping Surface
2000 x 900 mm | Sleeping Surface
2000 x 1070 mm | Sleeping Surface
2000 x 1200 mm | Sleeping Surface
2000 x 1370 mm | Sleeping Surface
2000 x 1500 mm | Sleeping Surface
2000 x 1800 mm |

Optional Features:



Electric Vascular Support (\$)



Dual Locking Castors (\$)



Attendant Control (\$)



CPR Backrest (\$)



Battery Backup (\$)



Bluetooth Handset (\$)
Note: The standard handset will still be supplied



Luxa Full Surround (\$)*
(Timber or Upholstered Available) See next page



USB Charger Port (\$)
(Specify Quantity & side of the bed)



Underbed Light - White (\$)
(Specify Quantity & side of the bed)




Underbed Mood Light (\$)
(Specify Quantity & side of the bed)

Underbed Mood Light Custom Colour:



Orange



Red




Purple



Pink



Light Blue



Dark Blue




Green


***Luxa Full Surround (\$):**

Timber or Upholstered Full Surround Available.
Standard Colours/Stains options below, or custom colours/stains are available upon request. Contact the team to discuss.

Headboard must be ordered separately



○
Ash



○
Almond



○
Ocean



○
Saddle

Step 2. Choose your Style

Endboard Design:



○
Laminat
Slender Arch Headboard & Low Profile Footboard



○
Upholster (\$)
Jersey Headboard & Plain Footboard



○
Timber (\$)
Ettham Style Headboard & Footboard

Stocked Colours:



○
Laminat
Natural Oak



○
Upholster
Ash



○
Upholster
Ocean



○
Timber
Burnt Walnut



○
Timber
Beech



○
Timber
Saddle

Step 3. Add your Accessories



○
Reading Light
(\$)(7-ABSL)



○
Combo Grab Rail
(\$)(7-CGH)



○
Self Help Pole
(\$)(7-ASHP/H)



○
I.V Pole
(\$)(7-AIVP)



○
Floorline T-Bar Buffer
(\$)(7-EN9-TBR)



○
EN9 StandEzy Hook
Handle (\$)(7-EN9-SE-HH)



○
HB200 Handset
(\$)(7-BT-4-HB200)



○
300kg Handset Upgrade
(Single & King Single Only)



○
Emergency Power
Supply (\$)(7-UPS-EBPU-NH)



○
Foam Bolster
(\$)(7-BLR)



○
Horizontal Rails
(7002HR-EN7(width)-IS)



○
Horizontal Rails
(7002HR-EN7(width)-APO)



○
Padded Cotside
Protector (\$)(7-COTPRO)



○
200mm Bed Extension
(7-C.EXTEN9000-(width)-APO)



○
200mm Bed Extension
(7-C.EXTEN9000-(width)-APO)

Comments

Customise your EN9!

From specific proportions, to tailor made bed endboard styles and colours, we will have the solution for you. Whilst we will endeavour to accommodate all your requests, there may be some manufacturing and fabrication limitations which will not allow us to provide all requests in one bed combination. Contact our team for more information!