

novis

ProSling™

Range Guide

Patient Lifting Slings



novis.com.au / 1300 738 885

pressure care and patient handling specialists

# Introduction

As an integral tool for healthcare professionals and carers, patient lifters are designed to make handling and transfer situations safer and more dignified for everyone involved.

The ProSling range offers a variety of sling types for use with both yoke and pivot frame lifters. Designed to lift patients from seated (chair) or reclined (bed or floor) positions, the range is simple and safe to use in both home and institutional environments. This selection of slings is versatile enough for general patient transfers; toileting or hygiene care; and rehabilitation.

All ProSling products are manufactured from the highest quality material, in compliance with relevant industry standards, and are developed to suit the majority of lifter products on the market. Slings are available in a large range of sizes to suit adults of all sizes, up to 300 kilograms.

## Intended use

Patient lifting slings are used with a mechanical lifter to facilitate the transfer of a patient. A sling comprises a specially designed and constructed piece of fabric that is placed under and around a patient before being attached to the spreader bar/cradle of a lifter to raise, transfer and lower the patient.

When selected and used correctly, a sling and lifter will achieve a safer transfer, reducing the risks associated with manual handling.

## Compatibility and safety

The ProSling range of slings is designed to suit the majority of patients across the majority of lifting situations. They are not suitable for use with amputees.

If in doubt regarding the compatibility of ProSling with other products, please contact your authorised dealer or Novis Healthcare on 1300 738 885.

Some lift manufacturers make claims that only their brand of sling should be used on their lifter. There is no Australian Government or TGA directive to support these claims.

Sling compatibility relates to the mechanism of attachment (loop versus clips) and the number of loop attachments available on the yoke/spreader bar (ie it is unsafe to use a 5 point sling fixture on a 2 point spreader bar).

In several European countries, it has been considered a restrictive practice for any hoist manufacturer's representative to make claims that they would not be held responsible if the manufacturer's sling was not used with their hoist. Such manufacturers have also been instructed to remove all references to this claim from their website, as it is misleading.

It remains the responsibility of the healthcare professional, carer and/or user to ensure that medical equipment and soft goods, such as patient lifting slings, are checked prior to use to ensure that they are in good working order and appropriate for the intended task.

ProSling recommends slings be used with the constant supervision of a suitably qualified healthcare professional in conjunction with an appropriate patient lifting device. Please follow the manufacturer's instructions to ensure the safety of both patient and carer.

# Contents

Sling Models	4
Attachment Options	6
Sling Sizes	7
ProSling Features	8
Sling Selection	10
Size Chart	11



# Sling Models

The ProSling range of slings has been designed with a number of different features to suit various lifting requirements and applications. Each model is described briefly below. Please refer to the ProSling Size Selection Chart on page 11 for guidance on sizing recommendations.

## General Purpose



A general purpose sling designed to suit the majority of patients across the majority of lifting situations. Easy to fit with adjustable straps for position control, this sling provides good support for patients with basic upper body control.

Yoke frame model available in 5 sizes (S to XXL).

## Yoke

Capacity 205 kg (S, M)  
300 kg (L, XL, XXL)

Padding legs

## General Purpose with Head Support



A general purpose sling with in built head support to provide a safer and more secure transfer for patients with less controlled body movements. Recommended for lifting from the floor, or general lifting of the less secure patient.

Yoke frame model available in 5 sizes (S to XXL).

Pivot frame model available in 3 sizes (S to L).

## Yoke & Pivot

Capacity 205 kg (S, M)  
300 kg (L, XL, XXL)

Padding head and legs

## Hygiene



Recommended for general toilet transfers, the sling includes an open area from mid back to mid thigh to facilitate easy clothing removal and hygiene access. Includes a hook and loop strap for added security and features generous padding under arms and around midsection.

Yoke frame model available in 5 sizes (S to XXL). Pivot frame model available in 3 sizes (S to L).

*Not to be used as a general purpose sling. Patients must be in a sitting position to use this sling. An assessment must be carried out when using the hygiene sling as it can be unsafe when used on the wrong patient.*

## Yoke & Pivot

Capacity 205 kg (S, M)  
300 kg (L, XL, XXL)

Padding body and legs

## Hygiene with Head Support



Recommended for general toilet transfers for the less secure patient, this hygiene sling includes in built head support to provide a safer and more secure transfer for patients with less controlled body movements. Includes a hook and loop strap for added security and features generous padding under arms and around midsection.

Yoke frame model available in 5 sizes (S to XXL).

*Not to be used as a general purpose sling. Patients must be in a sitting position to use this sling. An assessment must be carried out when using the hygiene sling as it can be unsafe when used on the wrong patient.*

## Yoke

Capacity 205 kg (S, M)  
300 kg (L, XL, XXL)

Padding head and legs

# Sling Models

---

## Disposable with Head Support



Designed for use with a single patient only, after which sling should be discarded. Manufactured from a strong, spun bond polypropylene for a more comfortable feel against bare skin. Fabric cannot be washed; features a safety label that disintegrates on washing or prolonged immersion in water to alert that sling has been compromised.

Recommended for lifting from the floor, or general lifting of the less secure patient. The in built head support creates a safe and secure transfer for patients with less controlled body movements.

Yoke frame model available in 2 sizes (M and L).

---

## Yoke

Capacity 205 kg

Padding head and legs

# Attachment Options

The ProSling range includes slings that are compatible with either a yoke frame (spreader bar) or pivot frame (cradle) attachment mechanism. This ensures maximum choice when selecting the sling most appropriate for the patient, task and lifter equipment.



## Yoke frame (spreader bar)

The spreader bar uses slings with webbing loops that allow positioning adjustments to be made by selecting the different coloured loops. The attachment straps at shoulder level determine the position of the back, ranging from upright through to semi-reclined and reclined. Similarly, the attachment straps at the legs determine the approximate degree of flexion at the hip, from around 90° to 45°.

The position achieved by adjusting the loops will depend upon the height and build of the patient. Generally, the shorter the shoulder straps the more upright the patient will be.

Yoke frame slings are compatible with both 2-point and 4-point spreader bars



## Pivot frame (4-point positioning cradle)

The pivot frame (4-point positioning cradle) allows the whole frame to be rocked back and forth to assist in correct patient positioning during the lift. Once suspended, patients can easily be repositioned using the pivot frame handles, sling handles or by holding the patients legs.

The pivot frame uses a single attachment clip system and adjustment is made by rotating the cradle handle either down or up to obtain an upright or reclined position for the patient.

The frame spreads the sling attachment points to ensure the patients hips are not excessively flexed, minimising the discomfort larger patients often experience with standard slings.



# Sling Sizes

Slings are available in a range of sizes to accommodate variety in patient height, shape and weight. All these factors must be taken into consideration when selecting the appropriate sling for the patient.




## Important note

It is very important to use the correct sized sling and ensure it is properly fitted before attempting to lift. This will ensure the patient feels safe, dignified and comfortable, and allows the carer to be confident of an effective and safe procedure.


This guide aims to assist those responsible for the provision of slings by outlining some key factors to be addressed in the selection of the most appropriate type of sling for a patient. Guidance is then offered as to which sling from the ProSling range will best meet these requirements.

# ProSling Features




## Mesh fabric

Rapid drying mesh fabric, made from 100% polyester, ideal for wet environments. Can be washed up to 85°C for microbiological control.




## Foam padding

Quick drying, 3 mm quilted cushioning foam sewn into leg and head support sections for greater patient comfort and support to delicate areas. Double stitching prevents fabric bunching.



## User guide

A comprehensive User Guide is provided with each sling. It contains essential information and safety precautions regarding correct sizing, fitting and usage, positioning, cleaning, maintenance and general care of the sling.



## Pivot clip device

Manufactured from reinforced nylon resin, each clip is tested to 300kg – an exceptionally strong device.



## Yoke support straps

The outside strap of each sling is colour coded to clearly identify size information. Straps are angled to ensure the correct posture and comfort of the patient.

## Warranty

One year warranty on all slings in the ProSling range

## Compliance

ARTG 176836

Manufactured in accordance with ISO 10535:2006

# ProSling Features



## Handles

Handles are optimally positioned on the side of slings to support correct patient handling.



## Disposable fabric

Strong, non-woven, spun bond polypropylene fabric offers a softer, more comfortable feel against bare skin. Fabric can not be washed or immersed in water.

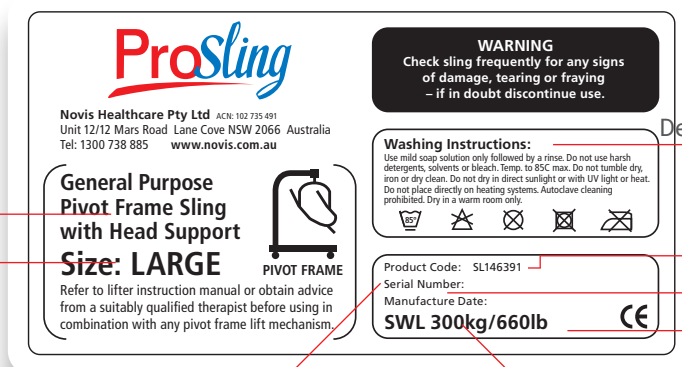


## Disposable label

Disposable slings feature a safety label that disintegrates on washing or prolonged immersion in water, to alert that sling has been compromised. Sling should be immediately disposed of once the 'Do Not Use' image displays. Disposable labels also provide room to record patient details to facilitate single patient use.

## Label

Large clear label to provide all the required information for easy visibility and access, including room to record patient details.



Sling type

Sling size

Serial number

Each sling includes a unique serial number for traceability; this is particularly useful when completing inspection and audit records

Detailed washing / care instructions

Product code

Date of manufacture

Testing mark (CE or similar)

Maximum weight capacity

Safe working load (SWL) in metric (kg) and imperial (pounds)

Remember to check the safe working load of the patient lifter prior to lifting a patient as it may differ to that of the sling. The weight of the patient must never exceed the capacity of either the sling or lifter.

# Sling Selection

## Selecting the right type

Selecting a sling for a patient involves more than simply measuring their size. Basic factors to consider are the level of support required from the sling and whether hygiene access is required. To be confident that a sling meets individual requirements and is the most appropriate sling available, the following aspects should be considered during the assessment and selection process.

### Patient information

A knowledge of the patient's basic physical features, such as weight, build and / or weight distribution are necessary, as is an understanding of their abilities and limitations.

Such factors help to identify the support level required from the sling and the capability level of the individual patient to assist during sling fitting and transfer. A clinical diagnosis may not always be required, but the type of clinical condition, its course and progress are important, especially if the patient has a progressive disability disorder or a fluctuating ability level. Some patients may have very specific requirements, such as frequent toileting or bathing.

### Lifting task and environment

To determine the correct sling to use, it is necessary to determine the type and frequency of the transfers tasks to be undertaken. This relates closely to the functional requirements of the sling – for example, a sling needed for toileting will require hygiene access.

### Carer information

When selecting slings it is equally important to be mindful of the person responsible for fitting the sling and using the lifter. The abilities and experience of the carer must be considered, especially the level of training undertaken. Some slings are more complicated than others to fit and a carer may be reluctant to use a sling if the process of fitting it is too complex. The number of carers available for the task is also an important consideration, as a range of carers may have a range of abilities.

### Other equipment information

To establish the sling's compatibility with other equipment, especially the lifter and lifting system, it is important to identify any associated equipment involved in the transfer to establish that both lifter and sling will work effectively with these items. Such equipment may include seating and chairs, beds and trolleys, toilets and commodes or therapy equipment.

## Selecting the correct size

ProSling provides detailed sizing measurements for all slings in the range, as published in the individual ProSling specification sheets. Typically there is a degree of overlap between each sling size within a particular model. If the patient falls between two sizes, it is generally better to select the smaller size of sling, unless you are aware that the patient is likely to grow.

### Measurements required for General Purpose:

- Shoulder width
- Coccyx to shoulders

### Measurements required for General Purpose with Head Support (Pivot and Yoke):

- Shoulder width
- Coccyx to top of head (General Purpose only)








### Measurement required for Hygiene (Pivot and Yoke):

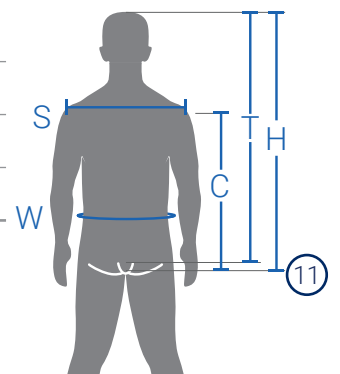
- Shoulder width

### Measurements required for Hygiene with Head Support:

- Shoulder width
- Sacrum to top of head

# Size Chart

Yoke General Purpose		CODE	SIZE / STRAP COLOUR	S SHOULDER WIDTH mm	C COCCYX TO SHOULDERS mm
		SL147181	Small	500-600	480-580
		SL147281	Medium	530-630	550-650
		SL147381	Large	560-700	630-700
		SL147481	Extra Large	1080-1350	640-765
		SL147581	Extra Extra Large	1350-1400	765-800
Yoke General Purpose with Head Support		CODE	SIZE / STRAP COLOUR	S SHOULDER WIDTH mm	H COCCYX TO TOP OF HEAD mm
		SL146181	Small	500-620	650-800
		SL146281	Medium	650-720	750-950
		SL146381	Large	850-1000	800-1000
		SL146481	Extra Large	1000-1150	930-1120
		SL146581	Extra Extra Large	1100-1300	1000-1250
Yoke Hygiene with Head Support		CODE	SIZE / STRAP COLOUR	S SHOULDER WIDTH mm	T SACRUM TO TOP OF HEAD mm
		SL246181	Small	650-720	500-650
		SL246281	Medium	700-850	520-700
		SL246381	Large	830-1020	550-750
		SL246481	Extra Large	900-1100	650-900
		SL246581	Extra Extra Large	1000-1180	700-900
Yoke Hygiene		CODE	SIZE / STRAP COLOUR	S SHOULDER WIDTH mm	W WAIST CIRCUMFERENCE mm
		SL267181	Small	500-600	770-1000
		SL267281	Medium	530-630	800-1070
		SL267381	Large	560-700	850-1150
		SL267481	Extra Large	1120-1230	1000-1160
		SL267581	Extra Extra Large	1230-1350	1160-1200
Yoke Disposable General Purpose with Head Support		CODE	SIZE / STRAP COLOUR	S SHOULDER WIDTH mm	H COCCYX TO TOP OF HEAD mm
		SL156281	Medium	600-800	720-900
		SL156381	Large	800-1000	840-1000
Pivot General Purpose with Head Support		CODE	SIZE / STRAP COLOUR	S SHOULDER WIDTH mm	H COCCYX TO TOP OF HEAD mm
		SL146191	Small	600-700	640-780
		SL146291	Medium	700-810	750-900
		SL146391	Large	760-870	830-1000
Pivot Hygiene		CODE	SIZE / STRAP COLOUR	S SHOULDER WIDTH mm	
		SL247191	Small	500-600	
		SL247291	Medium	530-630	
		SL247391	Large	560-700	





Novis is a leading Australian manufacturer, importer and distributor for an extensive range of premium healthcare products targeted to hospitals, aged care facilities, rehabilitation providers and the home care community.

Together with the ProSling range of patient handling slings, Novis also supplies a range of mobile patient lifters. For further information on any of our patient handling products, or any other healthcare category including Therapeutic Surfaces, Beds, Seating and Positioning or Hygiene,

## Contact your Novis Healthcare representative for more information



1300 738 885



12/12 Mars Rd,  
Lane Cove West, NSW 2066



[novis@novis.com.au](mailto:novis@novis.com.au)

