

Shipping address

see address

Order

Estimate

Purchaser: _____

Telephone: _____

MADE IN GERMANY

CRASH TESTED
ISO 7179-19

MATRIX
ANATOMIC SEAT&BACK-SYSTEM

UNITOMIC®
ANATOMIC SEAT&BACK-FRAME

Ryder

capacity up to 120 kg

user weight : _____ kg

Ryder SLT

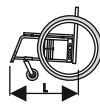

all dimensions in cm
Dimensional tol. +/- 0,5cm

Ryder AR

Active-wheelchair made of aluminium, foldable, with **integrated** footrest

frame without footrest and without side guards

frame 70° (standard)



frame length (by 70° frame)

- 51cm = extra short SD 32-34*
- 55cm = short SD 36-38
- 59cm = middle SD 40-42
- 63cm = long SD 44-46

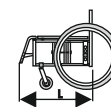
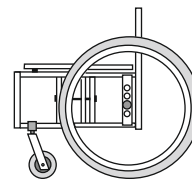
- total length depends on the wheel position and the position of the footrest
- frame length with UNITOMIC L+3cm
- frame length with abduction L+7cm

Code 3400

* not with abduction frame and not with 80° frame

Active-wheelchair made of aluminium, foldable, with **detachable** footrest

frame without footrest and without side guards



frame length with footrest holder

- 54cm = extra short SD 32-34*
- 58cm = short SD 36-38
- 62cm = middle SD 40-42
- 66cm = long SD 44-46

- total length depends on the wheel position and the position of the footrest
- frame length with UNITOMIC L+3cm

Code 3500

* not with abduction frame

basic measures

Seat width (SW)

- 28 30 32 34
- 36 38 40 42
- 44 46

Special seat width (SW)

- 48 50

Code 3408

Seat depth (SD)

- frame extra short 32 34
- frame short 36 38
- frame middle 40 42
- frame long 44 46

Special depth

- 48 50

Code 409

Back height (BH)

- 25 30 35
- 40 45

+2,5cm adjustable
not by UNITOMIC back

Lower Leg Length (LLL):

LLL: cm

from 35cm (without seat cushion)*

* Ryder SLT from 34/35cm
Ryder AR from 32/33cm

max. LLL = SH - 3cm

technical data see back side

note



seat height in cm

see possible wheel combination
(without seat cushion)

front: _____ cm
(Standard = 48/49cm)

back: _____ cm
(Standard = 45/46cm)

Technical changes and print mistakes reserved.

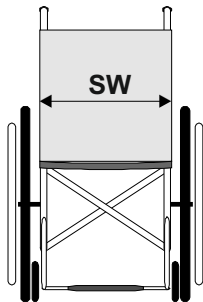
Note: more measurements in special constructions possible !!

from LLL 28 with footrest „displaced“

Technical data

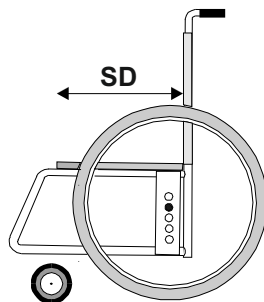
seat width **SW**

from outside crossbar to outside crossbar +6mm



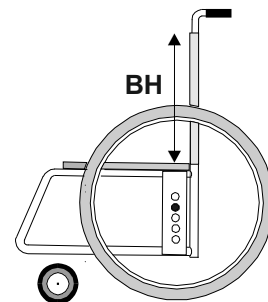
seat depth **SD**

from back tube to upper edge seat upholstery



back height **RH**

from upper edge seat upholstery to upper edge back upholstery



Lower Leg Length LLL:

Total width wheelchair:

with wheels and handrim
with drum brake
with One hand drive wheels
with One hand drive wheels+drum brake

35 to 49 cm

SW + 18 cm
SW + 20 cm
SW + 24 cm
SW + 26 cm

folding measurement:

with wheels
with drum brake
without wheels

about 30cm
about 32cm
about 22cm

maximum burden:

120 kg

weight:

from 8,0 kg *

* without rear wheel

seat height **SH**

Hinweis:
Sondersitzhöhen im
Sonderbau möglich!!

Ryder

rear wheel	castor - fork	minimum seat height		maximum seat height	
		front	back	front	back
22 Zoll	4 Zoll - short	43 cm	39 cm*	46 cm	46 cm
	- long	46 cm	39 cm*	50 cm	49 cm
	5 Zoll - short	44 cm	39 cm*	47 cm	46 cm
	- long	46 cm	39 cm*	51 cm	49 cm
24 Zoll	6 Zoll - short	45 cm	39 cm*	48 cm	48 cm
	- long	48 cm	39 cm*	52 cm	51 cm
	140 mm - wide	46 cm	39 cm*	50 cm	49 cm
	4 Zoll - short	44 cm	43 cm*	46 cm	46 cm
24 Zoll	- long	46 cm	43 cm*	50 cm	49 cm
	5 Zoll - short	44 cm	43 cm*	47 cm	46 cm
	- loang	47 cm	43 cm*	51 cm	50 cm
	6 Zoll - short	45 cm	43 cm*	48 cm	46 cm
24 Zoll	- long	48 cm	43 cm*	52 cm	51 cm
	140mm - wide	46 cm	43 cm*	50 cm	49 cm





















All measurements ± 0,5 cm
















22 inch wheel with castor fork short (4", 5" and 6")










24 inch wheel with castor fork long (4", 5" and 6") or castor fork wide (140mm)

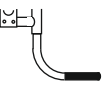

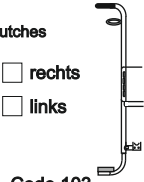
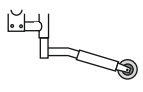
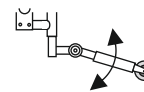
* Advice: with drum brake you have to add 2cm !!

Notice: at the castor wheels PU-black are the minimal seat height with the fork short and extra short not possible

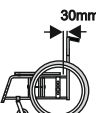
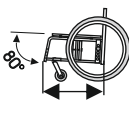
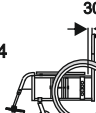

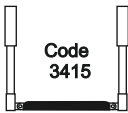
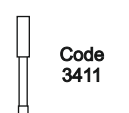
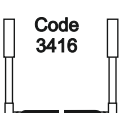
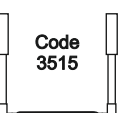
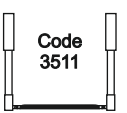
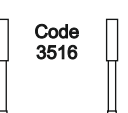
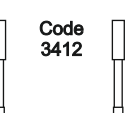

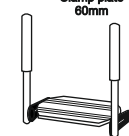
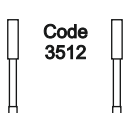
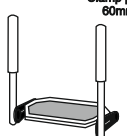

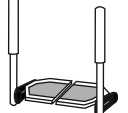
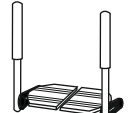
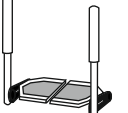

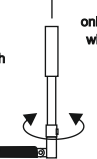

frame colour		Because of the material are different colours possible			
shiny	<input type="checkbox"/>  25 RAL9010 white	<input type="checkbox"/>  06 dormant red	<input type="checkbox"/>  44 RAL5015 sky blue met.	<input type="checkbox"/>  51 apple green metallic	
	<input type="checkbox"/>  56 RAL1021 gold yellow met.	<input type="checkbox"/>  40 red metallic	<input type="checkbox"/>  16 RAL5002 ultramarine blue	<input type="checkbox"/>  45 RAL6018 yellow green	
	<input type="checkbox"/>  24 RAL1028 melon yellow	<input type="checkbox"/>  43 RAL4010 telemagenta met.	<input type="checkbox"/>  17 dormant blue	<input type="checkbox"/>  60 mojit green	
	<input type="checkbox"/>  27 mandarin met.	<input type="checkbox"/>  53 cassis	<input type="checkbox"/>  64 petrol green met.	<input type="checkbox"/>  19 silver metallic	
	<input type="checkbox"/>  41 RAL3020 trafficed met.	<input type="checkbox"/>  59 atlantic blue	<input type="checkbox"/>  50 apple green	<input type="checkbox"/>  23 RAL9005 black met. = metalized	

frame colour		Because of the material are different colours possible			
mat / satined	<input type="checkbox"/>  76 white satined	<input type="checkbox"/>  69 purpur met. satined	<input type="checkbox"/>  75 petrol green met. satined		
	<input type="checkbox"/>  65 gold yellow met. satined	<input type="checkbox"/>  61 cool mint mat	<input type="checkbox"/>  73 yellow green met. satined		
	<input type="checkbox"/>  66 mandarin met. satined	<input type="checkbox"/>  72 sky blue met. satined	<input type="checkbox"/>  74 mojit green met. satined		
	<input type="checkbox"/>  67 traffic red satined	<input type="checkbox"/>  71 atlantic blue satined	<input type="checkbox"/>  77 silver metallic satined		
	<input type="checkbox"/>  68 telemagenta met. satined	<input type="checkbox"/>  70 ultramarine blue satined	<input type="checkbox"/>  22 RAL9011 black mat		

upholstery colours			
upholstery standard	<input type="checkbox"/>  DE290 black		
	upholstery breathable fabric	<input type="checkbox"/>  AG410 yellow	<input type="checkbox"/>  AG451 king blue
		<input type="checkbox"/>  AG430 red	<input type="checkbox"/>  AG460 lemon
		<input type="checkbox"/>  AG441 pink	<input type="checkbox"/>  AG470 grey
		<input type="checkbox"/>  AG450 ultramarine	<input type="checkbox"/>  AG490 black
Code 201			

frame accessories					
<p>Tip shackle</p> <p><input type="checkbox"/> right <input type="checkbox"/> left</p>  <p>Code 105</p> <p><input type="checkbox"/> Piece</p>	<p>Transit wheels</p>  <p>Code 102</p> <p><input type="checkbox"/> Pair</p>	<p>Walking stick holder, aluminium</p> <p>for 2 crutches</p> <p><input type="checkbox"/> rechts <input type="checkbox"/> links</p>  <p>Code 103</p> <p><input type="checkbox"/> Piece</p>	<p>Anti-tip wheel</p> <p><input type="checkbox"/> right <input type="checkbox"/> left</p>  <p>Code 104</p> <p><input type="checkbox"/> Piece</p>	<p>Anti-tip wheel high adjustable nad with gear segment</p> <p><input type="checkbox"/> right <input type="checkbox"/> left</p>  <p>Code 2405</p> <p><input type="checkbox"/> Piece</p>	

note	
	<p>Edition "DUO-R1" Ryder</p> <p>colour 1: _____</p> <ul style="list-style-type: none"> - frame - slide guard - footrest holder * <p>colour 2: _____</p> <ul style="list-style-type: none"> - footrest plate / -profile - Design- castor fork - wheel plate <p style="text-align: center;">(frame colour see side 1)</p> <p><input type="checkbox"/> Code 3499</p> <p style="text-align: right; font-size: small;">* only if option was selected</p>

Ryder SLT			frame			Ryder AR		
<p>Frame part +30mm backwards only for straight back</p> <p>Code 504</p>  <p>back tube 30mm displaced backwards (e.g. for straight back with back shell)</p>	<p>frame with 80° frame length shorter about 4cm</p> <p>Code 401</p>  <p>only with castor 4" or 5" possible from frame short (SD 36-38) possible</p>		<p>Frame part +30mm backwards only for straight back</p> <p>Code 504</p>  <p>back tube 30mm displaced backwards (e.g. for straight back with back shell)</p>	<p>Abduction frame front front frame with 6cm abduction from LLL 35cm</p> <p>Code 3522</p>  <p>from SD 36/38 with 22" possible (from frame short)</p>				
<p>Abduction frame frame in front with 6cm abduction</p> <p>total frame length is 6cm longer</p> <p>Code 3422</p> <p>only from 4° camber possible from frame short (SD 36-38) possible</p>	<p>Spasticity frame steel back frame (reinforced version)</p> <p>recommended with strong spasticity</p> <p>Code 426</p>		<p>Spasticity frame steel back frame (reinforced version)</p> <p>recommended with strong spasticity</p> <p>Code 426</p>					
footrest			footrest with footrest holder					
<p>Single footrest alu-profile black, angle adjustable</p> <p>from LLL 34/35cm</p> <p>Code 3415</p> 	<p>Single footrest alu. flat-profile black, angle adjustable</p> <p>from LLL 34/35cm</p> <p>Code 3411</p> 	<p>Double footrest, alu-profile black, angle adjustable.</p> <p>from LLL 33 cm</p> <p>Code 3416</p> 	<p>Single footrest, alu-profile black, angle adjustable with footrest holder</p> <p>from LLL 33</p> <p>Code 3515</p> 	<p>Single footrest, alu. flat-profile, angle adjustment with footrest holder</p> <p>from LLL 33</p> <p>Code 3511</p> 	<p>Double footrest, alu-profile black, angle adjustable with footrest holder</p> <p>from LLL 33cm from SW28cm</p> <p>Code 3516</p> 			
<p>Double footrest, alu. flat-profile black, angle adjustable</p> <p>from LLL 33 cm</p> <p>Code 3412</p> 	<p>Single footrest, alu-profile, displaced with footrest bracket and clamp plate, angle adjustable</p> <p>from LLL 28cm</p> <p>Clamp plate 60mm</p> <p>Code 3417</p> 	<p>Single footrest alu flat-profile displaced with footrest bracket and clamp plate angle adjustable</p> <p>from LLL 28cm</p> <p>Clamp plate 60mm</p> <p>Code 3413</p> 	<p>Double footrest, alu. flat-profile angle adjustable with footrest holder</p> <p>from LLL 33cm from SW28cm</p> <p>Code 3512</p> 	<p>Single footrest, alu-profile, displaced with footrest bracket and clamp plate, angle adjustable</p> <p>from LLL 28cm</p> <p>Clamp plate 60mm</p> <p>Code 3517</p> 	<p>Single footrest alu flat-profile displaced with footrest bracket and clamp plate angle adjustable</p> <p>from LLL 28cm</p> <p>Clamp plate 60mm</p> <p>Code 3513</p> 			
<p>Double footrest alu-profile displaced with footrest bracket and clamp plate, angle adjustable</p> <p>from LLL 28cm from SW 28cm</p> <p>Clamp plate 60mm</p> <p>Code 3418</p> 	<p>Double footrest alu flat-profile displaced with footrest bracket and clamp plate, angle adjustable</p> <p>from LLL 28cm from SW 28cm</p> <p>Clamp plate 60mm</p> <p>Code 3414</p> 		<p>Double footrest alu profile displaced with footrest bracket and clamp plate, angle adjustable</p> <p>from LLL 28cm from SW 28 cm</p> <p>Clamp plate 60mm</p> <p>Code 3518</p> 	<p>Double footrest alu flat-profile displaced with footrest bracket and clamp plate, angle adjustable</p> <p>from LLL 28cm from SW 28 cm</p> <p>Clamp plate 60mm</p> <p>Code 3514</p> 				
<p>Mechanism for swing away single footrest (single footrest to swing away outside)</p> <p>from LLL 38cm</p> <p>only in combination with single footrest</p> <p>Code 418</p> 	<p>Spasticity locking for single footrest</p> <p>footrest alu-profile Code 122</p> <p>footrest alu. flat-profile Code 1122</p> <p>Code 418A</p>	<p>Footrest (alu-profile) coloured like the frame colour *</p> <p>colour: _____</p> <p>Code 417</p> <p>(see frame colour on page 3)</p>	<p>Spasticity locking for double footrest</p> <p>footrest alu-profile Code 123</p> <p>footrest alu. flat-profile Code 1123</p>	<p>Elevating footrest with double footplate alu-profile angle adjustable and calf pads</p> <p>from SW 34cm by frame straight from SW 28cm by abduction frame from LLL 33/34cm (from SD 32cm)</p> <p>Code 3519</p> 				

Technical changes and print mistakes reserved.

VD2388E-07

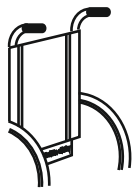
only for Ryder AR possible

Height of push handles

Height of push handles for companion = Back height + Seat height + Height of push handle

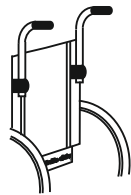
Height of push handles for companion = BH + SH + HPH

Back
standard

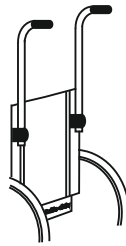


Back with height adjustable push handle

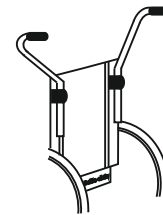
15cm
normal



35cm
long

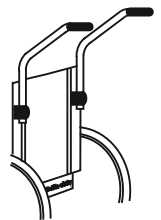


45cm
extra long
reinforced



cropped

bent rewards



HPH

min.

max.

3cm

4cm

19cm

4cm

39cm

4cm

49cm

21cm

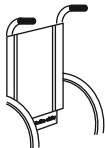
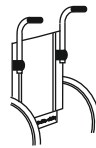

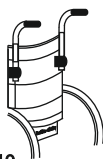
38cm

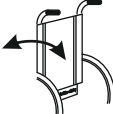

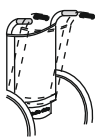
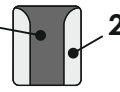

push handle
each side 6cm
outside




12cm


29cm

push handle
each side 9cm
backwards

back				
back standard (standard handles)  <input type="checkbox"/> Code 107	Back with handles height adjustable <input type="checkbox"/> 15cm (standard) <input type="checkbox"/> 35cm (long) <input type="checkbox"/> offset outward <input type="checkbox"/> bent backwards  Code 108	Back with adjustable upholstery  Code 109	Back with adjustable upholstery and height adjustable handles (at Desk side guard from BH 35) <input type="checkbox"/> 15cm (standard) <input type="checkbox"/> 35cm (long)  Code 110	without back upholstery Code 3409
Standard	<input type="checkbox"/> Piece	<input type="checkbox"/> Piece	<input type="checkbox"/> Piece	<input type="checkbox"/> Piece

30°-back not approved for transport in the handicapped transport car				
back				
Gear segment for back angle adjustment for straight back from BH 35  Code 407 Note: the combination with CODE 108 or CODE 209 is restricted possible! <input type="checkbox"/> Piece	Back 30° angle adjustable (stabilization bar and anti tip wheel recommended) with gas spring (infinitely variable)  from BH 30 Code 135	mechanical adjustable with quick release lever (0°, 10°, 20°, 30°)  from BH 30 Code 136 In combination with CODE 108 or 209: - from BH 35 - only with push handles 15cm (standard)	SlimLine-Design for adjustable back upholstery with breathable fabric (AG410, 430, 441, 450, 451, 460, 470, 490)  1 2 biocoloured upholstery colour 1 (inside): black fabric 75 colour 2 (outside): <input type="checkbox"/> Code 202	SlimLine-design at MATRIX-Aktiv back 

back				
* Attention: with UNITOMIC back choose seat depth 2cm shorter				
Back UNITOMIC * with adjustable upholstery (anatomical back) from BH35  Information: Choose seat depth 2cm shorter Code 412 <input type="checkbox"/> Piece	Back UNITOMIC * with adjustable back and height adjustable handles from BH35  Information: Choose seat depth 2cm shorter Code 410 <input type="checkbox"/> Piece	Gear segment for back angle adjustment for UNITOMIC back from BH40  Information: only in combination with CODE 410 or 412 possible! Code 411 <input type="checkbox"/> Piece	*Advice: to ensure the optimal and ergonomic seat position, we suggest from 2cm seat inclination the option gear segment (Code 411 or 407) for back adjustment !	


back				
FIDIBUS back with clips ergonomic back unit with clips extrem light ergonomic formed back standard: SW 28 - 40cm / BH 20 - 40cm  <input type="checkbox"/> curved back 30mm (standard) Code 2292F <input type="checkbox"/> curved back 50mm Code 2292F-5 Please take prices and further information from FIDIBUS order form <input type="checkbox"/> Piece	FIDIBUS ASR back with clips ergonomic shaped back plate ASR alu back plate coloured, curved and beveled (without cushion) colour: frame colour CODE <input type="checkbox"/> 30mm curved back (standard) 2294F <input type="checkbox"/> 50mm curved back 2294F-5 <input type="checkbox"/> Piece	ergonomic shaped back cushion ASR back cushion (foam) with cover (without back plate) <input type="checkbox"/> 30mm curved back (standard) 2296A <input type="checkbox"/> 50mm curved back 2296A-5 <input type="checkbox"/> Piece	FIDIBUS ASR back lockable anatomical shaped back plate ASR lockable Alu-back plate coloured, curved and beveled (without cushion) from BH 30cm colour: frame colour CODE <input type="checkbox"/> 30mm curved back (standard) 2294FV <input type="checkbox"/> 50mm curved back 2294FV-5 only with Code 108 or 110 possible! <input type="checkbox"/> Piece	anatomical shaped back cushion ASR back cushion (foam) with cover (without plate) <input type="checkbox"/> 30mm curved back (standard) 2296A <input type="checkbox"/> 50mm curved back 2296A-5 <input type="checkbox"/> Piece



back					
Advice: price reduction for back upholstery already is considered in the MATRIX or FIDIBUS price !					
back system MATRIX light weight back cushion, breathable with individual adjustable holder and Slim-Line -Design back MATRIX-Aktiv with 7cm contour depth Code: Aktiv <input type="checkbox"/> Code: <input type="checkbox"/> adapter 20x20 Aktiv-KH <input type="checkbox"/> headrest Aktiv (15x15) Aktiv-K <input type="checkbox"/> adapter Ø19 Aktiv-KLH <input type="checkbox"/> headrest light (Ø18,7) Aktiv-KL <input type="checkbox"/> lateral support straight SPG <input type="checkbox"/> lateral support cropped SPA			back MATRIX-Varlo with 12cm contour depth Code: Varlo <input type="checkbox"/> <input type="checkbox"/> adapter 20x20 <input type="checkbox"/> headrest Aktiv (15x15) <input type="checkbox"/> adapter Ø19 <input type="checkbox"/> headrest light (Ø18,7) <input type="checkbox"/> positioning aid (Ø18,7)	back MATRIX-VarloT with 18cm contour depth Code: VarloT <input type="checkbox"/> Code: <input type="checkbox"/> adapter 20x20 Varlo-KH <input type="checkbox"/> headrest Aktiv (15x15) Varlo-K <input type="checkbox"/> adapter Ø19 Varlo-KLH <input type="checkbox"/> headrest light (Ø18,7) Varlo-KL <input type="checkbox"/> positioning aid (Ø18,7) Aktiv-KLP	Take prices and further informations from respective MATRIX order form Additional prices for special sizes FIDIBUS FIDIBUS with special back height BH 45cm Code 2292RH45 <input type="checkbox"/> Piece FIDIBUS with special seat width SW 42 - 50cm Code 2292SB50 <input type="checkbox"/> Piece

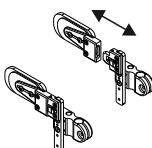
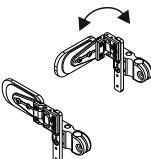
Technical changes and print mistakes reserved.

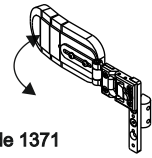
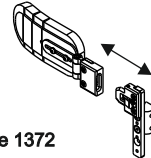
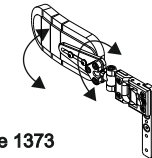
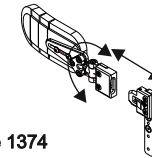
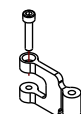
VD2388E-07



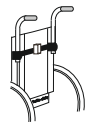
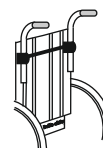
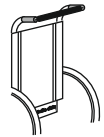
Note: when using SlimLine design (Code 202) the seat cushion (Code 470 / 471 / 472) is also supplied in SlimLine design.

seat					
Cushion, compounded with black cover  Code 119 <input type="checkbox"/> Code 120 <input type="checkbox"/>	Cushion compounded with breathable cover ... Code 471 <input type="checkbox"/> Code 472 <input type="checkbox"/>	Change cover Cover black <input type="checkbox"/> Code 121 Cover breathable... <input type="checkbox"/> Code 470	Seat belt black Plastic closure Code 227 <input type="checkbox"/> Piece Metal closure Code 125	Seat belt with pads, black 2-point pelvic, restraint belt with Metal closure Code 124	without seat upholstery Code 3439
Piece		Piece	<input type="checkbox"/> Piece	<input type="checkbox"/> Piece	<input type="checkbox"/> Piece

seat		Seat cushion on wheelchair with back upholstery		Seat cushion on wheelchair with MATRIX- or FIDIBUS back	
Alu-Seat plate for cross bar Code 277 <input type="checkbox"/> Piece	Alu-Seat plate with safty pin for cross bar Code 278 <input type="checkbox"/> Piece	Alu-Seat plate with plastic clips for cross bar Code 279 <input type="checkbox"/> Piece	FIDIBUS-F ergonomic seat cushion straight at the back light ergonomic formed seat cushion standard: SW 28 - 40cm / SD 32 - 42cm  Code 2291F Please take prices and further Informations from the FIDIBUS order form	FIDIBUS ergonomic seat cushion light ergonomic formed seat cushion standard: SW 28 - 40cm / SD 32 - 42cm  Code 2291 Please take prices and further Informations from the FIDIBUS order form	Additional prices for special sizes FIDIBUS FIDIBUS with special seat depth SD 44 - 50cm Code 2292ST50 <input type="checkbox"/> Piece FIDIBUS with special seat width SW 42 - 50cm Code 2292SW50 <input type="checkbox"/> Piece

accessories		seat	
Side pads pluggable mounted at push handle holder long  Code 137S (only in combination with back CODE 108 or 110) <input type="checkbox"/> Pair	Side pads removable mounted at push handle holder long  Code 137A (only in combination with back CODE 108 or 110) <input type="checkbox"/> Pair	ergonomic seat cushion MATRIX-Simplify light weight seat cushion, with breathable fabric <input type="checkbox"/> seat cushion MATRIX-Simplify from SW 42 Code: SIMPLY-1 <input type="checkbox"/> seat cushion MATRIX-Simplify SW 44 - 46 Code: SIMPLY-2 <input type="checkbox"/> seat cushion MATRIX-Simplify from SW 50 Code: SIMPLY-3 combination with UNITOMIC seat CODE 438 not possible! Please take prices and further informations from respectiv MATRIX order form	

side pads					
side pads narrow shape angle-adjustable with joint element mounted on the spacer with bar Cover black MM190 size side pads: <input type="checkbox"/> size S D=12cm H=6cm <input type="checkbox"/> size M D=15cm H=7cm <input type="checkbox"/> size L D=18cm H=8cm <input type="checkbox"/> size XL D=20,5cm H=10cm W = SB-2,5cm W = width between the side pads Code 1371 <input type="checkbox"/> Pair	side pads foldable with straight pad splint mounted at push handle holder Joint side pad holder flat foldable, with connecting joint and with straight pad splint  Code 1371 <input type="checkbox"/> Pair	side pads foldable with straight pad splint mounted at push handle holder Plug-in connection side pad holder flat, with connection joint and with straight pad splint  Code 1372 <input type="checkbox"/> Pair	side pads foldable with ball joint element mounted at push handle holder Joint side pad holder flat foldable, with connecting joint and with straight pad splint with ball  Code 1373 <input type="checkbox"/> Pair	side pads pluggable with ball joint element mounted at push handle holder Plug-in connection side pad holder flat, with connection joint and with pad splint with ball  Code 1374 <input type="checkbox"/> Pair	additional set of joint elements 2 additional joint elements for side pads (right and left)  Code 1379 <input type="checkbox"/> Pair

accessories					
Head rest adjustable (for back with CODE 107, 109 and 412)  Code 224 <input type="checkbox"/> Piece	Head rest adjustable (for height adjustable handles) (for back with CODE 108, 110 and 410)  Code 225 <input type="checkbox"/> Piece	Holder for head rest for height adjustable handles for back with CODE 108, 110 a. 410 for head rest tube: <input type="checkbox"/> 15x15mm Code 225V <input type="checkbox"/> Ø 19mm Code 225R  <input type="checkbox"/> Piece	Stabilization bar only for height adjustable handles  Code 178 <input type="checkbox"/> Piece	Stabilization bar push handles (= pushing bar)  Code 478 <input type="checkbox"/> Piece	

Technical changes and print mistakes reserved.

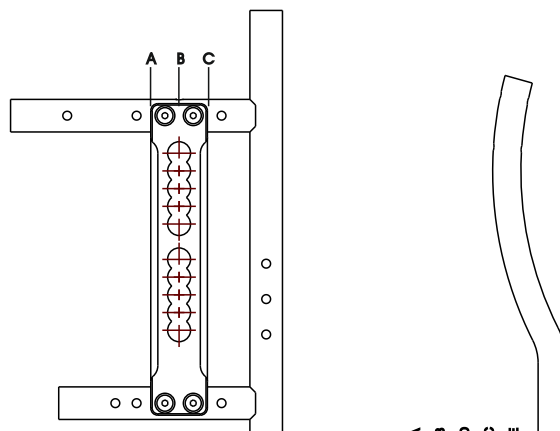
VD2388E-07

Wheel plate:

Center of gravity adjustment (measured from back tube to wheel center)

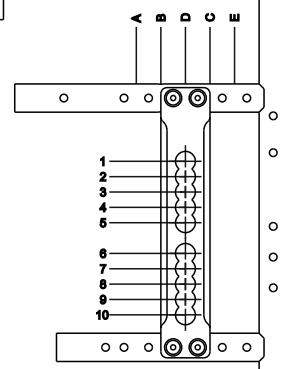
Wheel plate standard / Back straight:

- A = 7,0 cm (at 24" only with side guard ERGO)
- B = 5,0 cm
- C = 3,0 cm



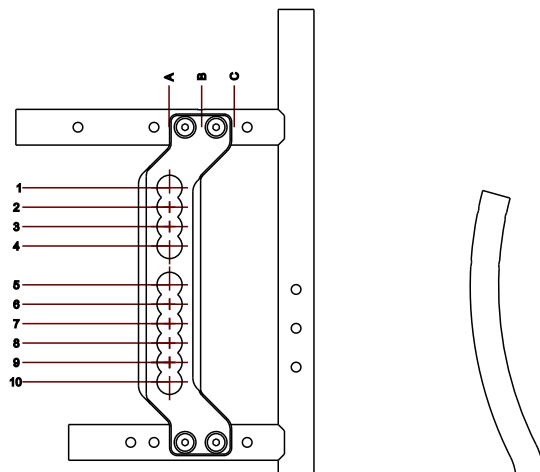
Wheel plate standard / UNITOMIC back:

- A = 10,0 cm (6,5cm at bow) (at 24" only with side guard ERGO)
- B = 8,0 cm (4,5cm at bow)
- C = 6,0 cm (2,5cm at bow)
- D = 4,0 cm (0,5cm at bow)
- E = 2,0 cm (-1,5cm at bow)



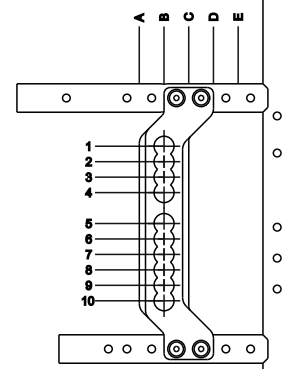
Wheel plate staggered (CODE 5951) / back straight:

- A = 9,0 cm (22" / 24" only with side guard ERGO) (short frame with 24" is not possible)
- B = 7,0 cm (at 24" only with side guard ERGO)
- C = 5,0 cm

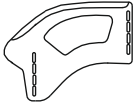
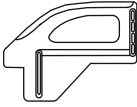
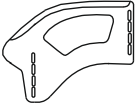

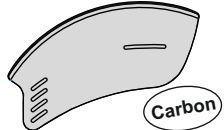


Wheel plate staggered (CODE 5951) / UNITOMIC back:

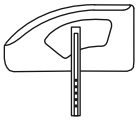
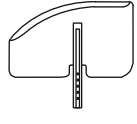
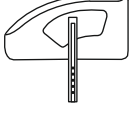
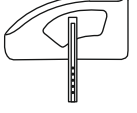
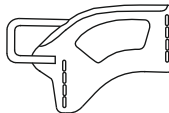

- A = 12,0 cm (8,5cm at bow) (22" / 24" only with side guard ERGO) (short frame with 24" is not possible)
- B = 10,0 cm (6,5cm at bow) (at 24" only with side guard ERGO)
- C = 8,0 cm (4,5cm at bow)
- D = 6,0 cm (2,5cm at bow)
- E = 4,0 cm (0,5cm at bow)



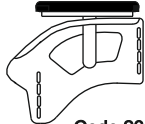
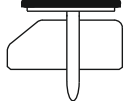
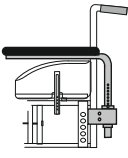
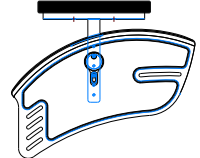
side guards

<p>Clothing guard round screwed on, aluminium with cold protection (in frame colour)</p>  <p>810g/Pair Code 433</p> <input type="checkbox"/> Pair	<p>Clothing guard screwed on, plastic black</p>  <p>Code 430</p> <input type="checkbox"/> Pair	<p>Clothing guard round PC-Carbon screwed on (CARBON-optic)</p>  <p>Code 230</p> <input type="checkbox"/> Pair	<p>Clothing side guard ERGO AL aluminium with cold protection, screwed on (in frame colour)</p>  <p>Code 437</p> <input type="checkbox"/> Pair	<p>Clothing side guard ERGO CARBON Carbon, screwed on</p>  <p>Code 437CAR</p> <input type="checkbox"/> Pair
--	---	---	---	--

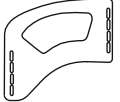
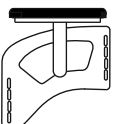
side guards

<p>Clothing guard round pluggable, aluminium with cold protection (in frame colour)</p>  <p>Code 434</p> <input type="checkbox"/> Pair	<p>Clothing guard pluggable, plastic black</p>  <p>Code 431</p> <input type="checkbox"/> Pair	<p>Clothing guard round pluggable, PC Carbon</p> <p>normal wheel overlap 45mm</p>  <p>Code 525</p> <input type="checkbox"/> Pair	<p>wide wheel overlap 60mm</p>  <p>Code 525B</p> <input type="checkbox"/> Pair	<p>Clothing guard round with aluminium bow and cold protection, screwed on (in frame colour)</p>  <p>Code 433R</p> <input type="checkbox"/> Pair	<p>Clothing guard Carbon screwed on</p>  <p>Code 433CAR</p> <p>460g/Pair</p> <input type="checkbox"/> Pair
---	--	---	--	--	---

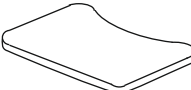
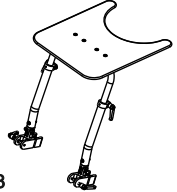
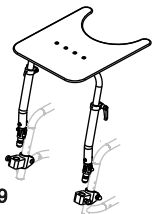
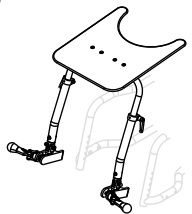
side guards

<p>Clothing guard round aluminium with cold protection and armrest short (in frame colour)</p> <p>armrest short</p>  <p>Code 231</p> <input type="checkbox"/> Pair	<p>Side guard plastic, black detachable / pluggable with armrest</p> <p><input type="checkbox"/> armrest long <input type="checkbox"/> armrest short</p>  <p>Code 436</p> <input type="checkbox"/> Pair	<p>Armrest swingable to side and height adjustable Combination only with clothing guard pluggable/screwed on (not possible with 30° back)</p> <p><input type="checkbox"/> armrest short <input type="checkbox"/> armrest long</p>  <p>Code 432 (without clothing guard)</p> <input type="checkbox"/> Pair	<p>Clothing guard ERGO AL aluminium with armrest short screwed on and with cold protection (in frame colour)</p> <p>armrest short</p>  <p>Code 4371</p> <input type="checkbox"/> Pair
--	---	--	--

side guards

<p>Side guard, screwed on aluminium with cold protection</p>  <p>Code 232</p> <input type="checkbox"/> Pair	<p>Side guard, screwed on with armrest short and with cold protection</p>  <p>Code 238</p> <input type="checkbox"/> Pair	<p>Side guard screwed on with armrest height adjustable</p> <p>Standard type (for capacity up to 50kg) armrest with rail</p> <p><input type="checkbox"/> armrest long <input type="checkbox"/> armrest short</p> <p>Code 233</p> <input type="checkbox"/> Pair	<p>Strong type (for capacity up to 100kg) armrest holder with type profile</p> <p><input type="checkbox"/> armrest long <input type="checkbox"/> armrest short</p> <p>Code 239</p> <input type="checkbox"/> Pair
---	--	---	---

therapy table

<p>Therapy table swing away (only in combination with armrest long)</p>  <p><input type="checkbox"/> right mounted (standard) <input type="checkbox"/> left mounted</p> <p>Code 134</p> <input type="checkbox"/> Piece	<p>Therapy table mounted on the frame with clamp attachment on the frame</p>  <p>Code 138</p> <input type="checkbox"/> Piece	<p>Therapy table plug on the frame with plug attachment on the frame</p>  <p>Code 139</p> <input type="checkbox"/> Piece	<p>Therapy table on the frame quick release clamped (at the frame)</p>  <p>Code 138S</p> <input type="checkbox"/> Piece
--	--	--	---

Technical changes and print mistakes reserved.


VD2388E-07

Combinations wheels with frame length

rear wheel	Ryder SLT (with integrated footrest) CODE 3400		Ryder AR (with detachable footrest) CODE 3500	
	frame straight (integrated)	fram with aduction (integrated)	frame straight (with demountable footrest holder)	frame with abduction (with demountable footrest holder)
22"	SD 32 - 34 frame extra short possible <small>(only with castor 4" or 5" possible)</small> SD 36 - 38 frame short possible <small>(only with castor 4" or 5" possible)</small> ST 40 - 42 frame middle possible ST 44 - 46 frame long possible	SD 32 - 34 frame short not possible SD 36 - 38 frame short possible SD 40 - 42 frame middle possible SD 44 - 46 frame long possible	SD 32 - 34 frame extra short possible <small>(only with castor 4" or 5" possible)</small> SD 36 - 38 frame short possible SD 40 - 42 frame middle possible SD 44 - 46 frame long possible	SD 32 - 34 frame extra short not possible SD 36 - 38 frame short possible <small>(only with castor 4" or 5" possible) (wheel position „A“ not possible III)</small> SD 40 - 42 frame middle possible ST 44 - 46 frame long possible
24"	SD 32 - 34 frame extra short not possible SD 36 - 38 frame short possible SD 40 - 42 frame middle possible SD 44 - 46 frame long possible	SD 32 - 34 frame extra short not possible SD 36 - 38 frame short possible SD 40 - 42 frame middle possible SD 44 - 46 frame long possible	SD 32 - 34 frame extra short not possible SD 36 - 38 frame short not possible SD 40 - 42 frame middle possible SD 44 - 46 frame long possible	SD 32 - 34 frame extra short not possible SD 36 - 38 frame short not possible SD 40 - 42 frame middle possible <small>(only with castor 4" or 5" possible) (wheel position „A“ not possible III)</small> SD 44 - 46 frame long possible

Suspended wheel plate:

Seat height **SH** with suspended wheel plate



reahl wheel 22"

real wheel 24"

- Pos. 1
- Pos. 2
- Pos. 3
- Pos. 4

- 40cm
- 42,5cm
- 45cm
- 47,5cm

- 42,5cm
- 45cm
- 47,5cm
- 50cm


rear wheel standard

* grey tyres	Rear wheel standard (Alu hub black) with quick release axle pneumatic <input type="checkbox"/> 22"x1 3/8 rough profile* Code 150 <input type="checkbox"/> 22"x1 rough profile* Code 147 <input type="checkbox"/> 22"x1 fine profile* Code 144 <input type="checkbox"/> 22"x1 black Code 144S <input type="checkbox"/> 24"x1 3/8 rough profile* Code 151 <input type="checkbox"/> 24"x1 Fine profile* Code 157 <input type="checkbox"/> 24"x1 black Code 157S		Rear wheel standard (Alu hub black) with quick release axle solid <input type="checkbox"/> 22"x1 3/8 grey Code 149 <input type="checkbox"/> 22"x1 grey Code 141 <input type="checkbox"/> 22"x1 black Code 141S <input type="checkbox"/> 24"x1 3/8 grey Code 153 <input type="checkbox"/> 24"x1 grey Code 154 <input type="checkbox"/> 24"x1 black Code 154S		Design rear wheel 24" (Alu hub silver) with quick release axle, straight spoke wheel <input type="checkbox"/> 24"x1 pneumatic Code 591 <input type="checkbox"/> 24"x1 pneumatic Code 594 <input type="checkbox"/> 24"x1 solid grey Code 592 <input type="checkbox"/> 24"x1 solid black Code 593		Performance tyre <input type="checkbox"/> 24"x1 Code 570 <small>Marathon Plus (grey tyre)</small> <input type="checkbox"/> 22"x1 Code 577 <small>Marathon Plus Evolution (black tyre)</small> <input type="checkbox"/> 24"x1 Code 572 <small>Marathon Plus Evolution (black tyre)</small>		Right Run 24"x1 Code 573 <input type="checkbox"/> red <input type="checkbox"/> blue <input type="checkbox"/> grey <input type="checkbox"/> black 22"x1 Code 576 <input type="checkbox"/> black		Camber 0° <input type="checkbox"/> 2° <input type="checkbox"/> (standard) 4° <input type="checkbox"/> 7° <input type="checkbox"/>	
	Standard											

handrim for rear wheel standard

Handrim for rear wheel standard and design rear wheel 24"								
aluminium black <input type="checkbox"/> 22" Code 455 <input type="checkbox"/> 24" Code 454 Extension narrow <input type="checkbox"/> wide <input type="checkbox"/>	aluminium silver <input type="checkbox"/> 22" Code 492 <input type="checkbox"/> 24" Code 491	stainless steel polished <input type="checkbox"/> 22" Code 155 <input type="checkbox"/> 24" Code 156	TETRA-GRIP (Super Grip) <input type="checkbox"/> 22" Code 252 <input type="checkbox"/> 24" Code 452	Maxgrepp ERGO Para <input type="checkbox"/> 22" Code 550 <input type="checkbox"/> 24" Code 554	Maxgrepp ERGO Para CP <input type="checkbox"/> 22" Code 551 <input type="checkbox"/> 24" Code 555	CURVE black anodized CURVE <input type="checkbox"/> 22" Code 4502 CURVE L <input type="checkbox"/> 24" Code 4504	GEKKO black anodized with rubber lip <input type="checkbox"/> 22" Code 4501 <input type="checkbox"/> 24" Code 4508	GEKKO S black anodized with rubber lip small <input type="checkbox"/> 22" Code 4503 <input type="checkbox"/> 24" Code 4507 extension <input type="checkbox"/> narrow <input type="checkbox"/> wide
Standard								

rear wheel

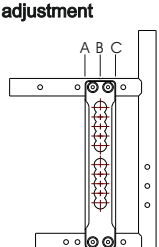
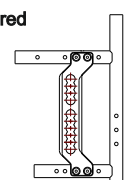
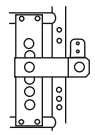
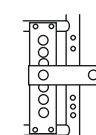

SAFETY-GRIP-wheel rim with integrated hand rim <input type="checkbox"/> 22" Code 261 <input type="checkbox"/> 24" Code 461 only in combination with rear wheel Standard or rear wheel with drum brake <input type="checkbox"/> Pair	Rear wheel with drum brake and quick release axle (for companion) <input type="checkbox"/> 22" Code 160 <input type="checkbox"/> 24" Code 159 not possible in combination with special rear wheel LWW or Design <input type="checkbox"/> Pair	"Black Edition" Drum brake rear wheel with black rim, black hub and quick release axle with black cap and with tyre Marathon Plus Evolution (black tyre) 22"x1 or 24"x1 Code 2263 (only in combination with CODE 159 or 160) <input type="checkbox"/> Pair	Active wheel 24 x 1" rim with double wall and high flange hub and stainless steel hand rim <input type="checkbox"/> straight spoked Code 561 <input type="checkbox"/> cross spoked Code 562 <input type="checkbox"/> Pair	handrim cover black  <input type="checkbox"/> 22" Code 191 <input type="checkbox"/> 24" Code 192 <input type="checkbox"/> Pair
--	--	--	--	--

light weight wheel

one hand drive

Light weight wheel LWW 22" / 24" with black rim, 24 radial spokes black with alu hand rim and pneumatic tyre (fine profile) grey tyre hand rim black <input type="checkbox"/> CODE 564 hand rim silver <input type="checkbox"/> CODE 563S black tyre hand rim black <input type="checkbox"/> CODE 2867 <input type="checkbox"/> CODE 2866 <input type="checkbox"/> Pair not possible with solid tyre I	Light Weight Wheel 25" LWW 25"x1 black rim, black radial spokes, black pneumatic tyre (SENTINEL) black tyre black hand rim CODE 4863 <input type="checkbox"/> Pair	handrim additional for the driven wheel handrim in stainless steel Code 198Z only in combination with an one hand drive set <input type="checkbox"/> Piece	One hand drive with quick release axle and stainless steel hand rim from SW 28cm camber max. 7° Combination with drum brakes is possible I left 22" <input type="checkbox"/> Code 193 24" <input type="checkbox"/> Code 194 right 22" <input type="checkbox"/> Code 195 24" <input type="checkbox"/> Code 196 <input type="checkbox"/> Pair
---	---	---	---




wheel plate for rear wheel

center of gravity adjustment  wheel position: _____ not for the suspended wheel plate Code 595	staggered wheel plate 20mm staggered  Code 5951 from frame middle (SD 40/42) possible I wheel extension, one hand drive or frame FLATLINE is not possible II <input type="checkbox"/> Pair	wheel extension for drum brake  Code 162 only with wheel plate straight <input type="checkbox"/> Pair	wheel extension  Code 161 only with wheel plate straight <input type="checkbox"/> Pair	wheel plate suspended for rear wheel  only with 0° camber user weight: _____ kg Code 595 combination with one hand drive and wheel extension not possible combination with anchor plate system not possible <input type="checkbox"/> Pair
--	---	---	---	--

Technical changes and print mistakes reserved.

VD2388E-07

rear wheel - spoke cover

<p>spoke cover transparent</p>  <p><input type="checkbox"/> 22 inch Code 165</p> <p><input type="checkbox"/> 24 inch Code 166</p> <p><input type="checkbox"/> Pair</p>	<p>spoke cover with special-motive</p> <p>the price for special-spoke cover are net price and not discountable!!</p> <p>www.speichenschutz.com</p> <p>Motiv-Nr.: _____ <input type="checkbox"/> 24"</p> <p>_____ <input type="checkbox"/> 22"</p> <p>please take the motive no. from the website www.speichenschutz.com</p> <p>Code 2268</p> <p><input type="checkbox"/> Pair</p>	<p>www.rs-speichenschutz.com</p> <p>Motiv-Nr.: _____ <input type="checkbox"/> 24"</p> <p>_____ <input type="checkbox"/> 22"</p> <p>please take the motive no. from the website www.rs-speichenschutz.com</p> <p>Code 2267</p> <p><input type="checkbox"/> Pair</p>
<p>Example</p>   <p>Information about others spoke cover motives please take from website</p>		



castor

<p>Castor with screw axle short, castor adapter M8 and Design fork black</p>			<p>Lightwheel (Skater) Castor with LED lights</p>
<p>solid</p> <p><input type="checkbox"/> 4 inch Skater Code 530</p> <p><input type="checkbox"/> 4 inch (grey) Code 531</p> <p><input type="checkbox"/> 5 inch (grey) Code 532</p> <p><input type="checkbox"/> 140mm soft (grey) Code 539</p> <p><input type="checkbox"/> 140mm soft (black) Code 539S</p> <p><input type="checkbox"/> 6 inch (grey) Code 533</p>	<p>pneumatic</p> <p><input type="checkbox"/> 6 inch Code 536</p>	<p>PU tyre in black</p> <p>PU black</p> <p><input type="checkbox"/> 4 inch Code 531S</p> <p><input type="checkbox"/> 5 inch Code 532S</p> <p><input type="checkbox"/> 6 inch Code 533S</p>	<p><input type="checkbox"/> 4 inch Code 181LED</p> <p><input type="checkbox"/> 5 inch Code 582LED</p>
<p>Standard</p>			<p><input type="checkbox"/> Pair</p>

castor

<p>Castor solid with plastic rim black and black tyre (slim tyre)</p> <p><input type="checkbox"/> 4 inch Code 534</p> <p><input type="checkbox"/> 5 inch Code 535</p> <p><input type="checkbox"/> Pair</p>	<p>Design castor slim black tyre (solid)</p> <p>aluminium rim silver</p> <p><input type="checkbox"/> 4 inch Code 537</p> <p><input type="checkbox"/> 5 inch Code 538</p>	<p>aluminium rim black</p> <p><input type="checkbox"/> 5 Zoll Code 538S</p>	<p>Soft-aluminium-castor black tyre (solid) soft</p> <p>aluminium rim silver</p> <p><input type="checkbox"/> 4 inch Code 5394</p> <p><input type="checkbox"/> 5 inch Code 5395</p>	<p>aluminium rim black</p> <p><input type="checkbox"/> 4 inch Code 5394S</p> <p><input type="checkbox"/> 5 inch Code 5395S</p>	<p>Soft-castor plastic rim black tyre (solid) soft</p> <p>plastic rim black</p> <p><input type="checkbox"/> 5 inch Code 5385</p> <p><input type="checkbox"/> 6 inch Code 5386</p> <p><input type="checkbox"/> Pair</p>
--	--	---	--	--	--

castor

<p>Castor fork with quick release axle</p>  <p>Code 180</p> <p><input type="checkbox"/> Pair</p>	<p>Quick release axle adjustment kit (only in black)</p> <p><input type="checkbox"/> 4" solid with design castor fork short Code 480</p> <p><input type="checkbox"/> 4" solid with design castor fork long Code 481</p> <p><input type="checkbox"/> 5" solid with design castor fork short Code 482</p> <p><input type="checkbox"/> 5" solid with design castor fork long Code 483</p> <p><input type="checkbox"/> 6" solid with design castor fork short Code 484</p> <p><input type="checkbox"/> 6" solid with design castor fork long Code 485</p> <p><input type="checkbox"/> 6" pneumatic design with castor fork short Code 486</p> <p><input type="checkbox"/> 6" pneumatic design with castor fork long Code 487</p> <p><input type="checkbox"/> 140mm soft design with castor wide Code 488</p> <p><input type="checkbox"/> Set only in combination with CODE 180</p>	<p>Castor staggered outward and in the front (in the front 40mm / outward 38mm)</p>  <p>Code 2459</p> <p><input type="checkbox"/> Pair</p> <p>SLT-frame 70° straight possible from SD 40 AR-frame with abduction from frame middle possible</p>
---	--	--

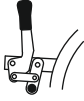
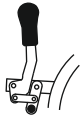
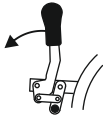


castor

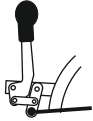




<p>Design fork coloured like the frame colour *</p> <p>colour: _____</p> <p>Code 499</p> <p>(look at the frame colour on page 3)</p> <p><input type="checkbox"/> Pair</p>	<p>Castor fork with "straight keeper" direction locking device for directional stability for 4", 5", 140mm or 6" wheel</p> <p>Code 281</p> <p>Note: castor with quick release not possible!</p> <p><input type="checkbox"/> Pair</p>	<p>Castor fork with locking device (locking pin) direction locking device for directional stability for 4", 5", 140mm oder 6"-wheel</p> <p>Code 2285</p> <p>Note: castor with quick release not possible!</p> <p><input type="checkbox"/> Pair</p>
---	--	--

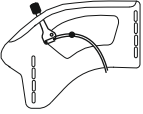
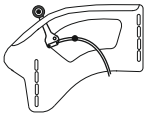
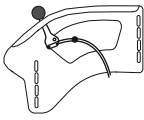

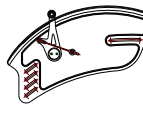

* in case of second color Duo-Color must be selected additionally!!



Technical changes and print mistakes reserved.

VD2388E-07



brake					
<p>knee angle brake incline</p>  <p><input type="checkbox"/> Code 174 for clothing guard</p>	<p>knee angle brake offset</p>  <p><input type="checkbox"/> Code 174A for Desk side guard and standard side guard</p>	<p>knee angle brake offset with short lever stroke</p>  <p><input type="checkbox"/> Code 174K for short frame sometime necessary!</p>	<p>knee angle brake "Pull to lock"</p>  <p>Code 174Pull</p>	<p>Brake lever extension straight foldaway</p>  <p>(only for CODE 174K) Code 175</p>	<p>One hand brake with brake lever extension</p> <p><input type="checkbox"/> right <input type="checkbox"/> left</p> <p>Code 173</p>
Standard			<input type="checkbox"/> Pair	<input type="checkbox"/> Pair	<input type="checkbox"/> Piece


brake					
<p>Knee angle brake 174K switched through companion</p> <p>(combination with drum brake Code 140 / 159 / 160 and with Code 175 not possible)</p>  <p>Code 2478</p>	<p>additional knee angle brake only for companion, activated with bowden cable (alternative for drumbrake) (additional drum brake mounted under the frame)</p>  <p>Code 2479</p> <p>(combination with drum brake Code 140 / 159 / 160 and with Code 175 is not possible)</p>		<p>Knee angle brake offset with locking pin for locking</p>  <p>fixed in the braked position</p> <p>Code 174Rast</p>	 <p>fixed in the braked and opened position</p> <p>Code 174RastD</p>	 <p>fixed in the opened position</p> <p>Code 174RastO</p>
<input type="checkbox"/> Pair	<input type="checkbox"/> Pair		<input type="checkbox"/>	<input type="checkbox"/>	<input type="checkbox"/>

brake					
<p>Knee angle brake integrated in side guard</p>			<p>Knee angle brake integrated in ERGO AL side guard</p>		
<p>with brake lever long cap (rubber)</p>  <p><input type="checkbox"/> Code 2289</p>	<p>with brake lever short hemisphere 2-piece screwed</p>  <p><input type="checkbox"/> Code 2289H</p>	<p>with brake lever curved ball Ø32mm screwed</p>  <p><input type="checkbox"/> Code 2289A</p>	<p>with brake lever long cap (rubber)</p>  <p><input type="checkbox"/> Code 2289E</p>	<p>with brake lever short hemisphere 2-piece screwed</p>  <p><input type="checkbox"/> Code 2289K</p>	<p>with brake lever curved ball Ø32mm screwed</p>  <p><input type="checkbox"/> Code 2289B</p>
<input type="checkbox"/> Pair only in combination with side guard CODE 433, 232 or 230			<input type="checkbox"/> Pair only in combination with side guard ERGO AL CODE 437		

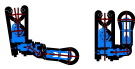
accessories		
<p>Anchor plate system</p> <p>anchor plates for transport in cars (ISO 7176-19) Assembly kit for wheelchairs including mounting</p>  <p>Code 3490</p> <p>Ryder AR from SD36/38 possible Ryder SLT possible</p> <p><input type="checkbox"/> Set</p>		<p>Note:</p> <p>The wheelchair RYDER is tested and approved for transport in the car even without anchor plate (ISO 7176-19). The wheelchair must be equipped with a restraint system at the defined positions be attached to the wheelchair.</p>  <p>Note: the restraint system with hook at position C of the wheel plate is possible from 4° camber !!</p>

note

Ryder SLT		accessories
<p>trakkung extension TRIKE as steering and pushing aid</p> <p>hook closure </p> <p>capacity up to 60kg (wheelchair incl. payload)</p> <p>size 1: seat width 28cm - 28cm size 2: seat width 30cm - 34cm</p> <p>CODE 9901</p> <p><input type="checkbox"/> Piece</p>	<p># holder lateral at frame (for type d.23) with hook closure # castor 10x2" black alu fork # arrangement with gear segment # with ramp as mounting aid</p> <p>capacity up to 90kg (wheelchair incl. payload)</p> <p>size 3: seat width 36cm - 40cm size 4: seat width 42cm - 46cm</p> <p>CODE 9902</p> <p><input type="checkbox"/> Piece</p>	<h1>Trike</h1> <p>trakkung extension as steering and pushing aid</p> 

Ryder AR		Note:
<p>trakkung extension TRIKE as steering and pushing aid</p> <p>hook closure </p> <p>capacity up to 60kg (wheelchair incl. payload)</p> <p>size 1: seat width 28cm - 28cm size 2: seat width 30cm - 34cm</p> <p>CODE 9906</p> <p><input type="checkbox"/> Piece</p>	<p># special holder lateral at frame (for type d.23) with hook closure # castor 10x2" black alu fork # Gestänge mit Zahnsegment # mit Rampe als Montagehilfe</p> <p>capacity up to 90kg (wheelchair incl. payload)</p> <p>size 3: seat width 36cm - 40cm size 4: seat width 42cm - 46cm</p> <p>CODE 9907</p> <p><input type="checkbox"/> Piece</p>	<p>with brake in side guard from SD36/38cm and with special holder T1016331 possible!!</p> <p>Combination TRIKE hook closure with anchor plate system NOT possible !!</p>

TRIKE colour frame Edition "...-Color"			
<p>Note: the TRIKE frame parts are made of aluminium</p>	<p>TRIKE- frame colour powder coated</p> <p>Colour : frame colour (see page 1)</p> <ul style="list-style-type: none"> - frame type right / left - cross tube - castor fork <p>Code 9908</p>	<p>Edition "Duo-Color"</p> <p>colour 1: _____ (castor fork)</p> <p>colour 2: _____ (frame type right / left, cross tube)</p> <p>Code 9909</p>	<p>Castor fork with brake for directional stability</p> <p>Code 9909F</p>
without extra charge	<input type="checkbox"/>	<input type="checkbox"/>	<input type="checkbox"/> Piece

Ryder SLT		accessories
<p>trakkung extension TRIKE as steering and pushing aid</p> <p>quick release (clamp) </p> <p>capacity up to 60kg (wheelchair incl. payload)</p> <p>size 1: seat width 28cm - 28cm size 2: seat width 30cm - 34cm</p> <p>CODE 9921</p> <p><input type="checkbox"/> Piece</p>	<p># holder quick release (clamp) at frame (for pipe Ø 23mm) # castor 10x2" black alu fork # arrangement of levers with gear segment # with ramp as mounting aid # with adjusting ring at frame (Ø 23mm)</p> <p>capacity up to 90kg (wheelchair incl. payload)</p> <p>size 3: seat width 36cm - 40cm Größe 4: Sitzbreite 42cm - 46cm</p> <p>CODE 9922</p> <p><input type="checkbox"/> Piece</p>	

<p>Note:</p> <p>Ryder AR: combination TRIKE with anchor plate system is not possible !!</p> <p>Ryder SLT: combination TRIKE (hook closure) with anchor plate system is from frame middle (from SD 40) possible !! * combination TRIKE (quick release) with anchor plate system is possible !! **</p> <p>* with table 138 / 138S / 139 not possible! ** combination TRIKE (clamp) with anchor plate system and table 138S possible</p>

Technical changes and print mistakes reserved.

note